

**KHSAA TITLE IX
ANNUAL REPORT SUBMISSION
STATUS REPORT
2008-2009**

KHSAA
Form T65
Revised 4/09

TO: KHSAA Member School Superintendents, Principals, and Athletic Directors

FROM: Brigid L. DeVries, Commissioner
Darren Bilberry, Assistant Commissioner

DATE: April 17, 2009

School	Allen County-Scottsville	Reviewed by	Gary W. Lawson
--------	--------------------------	-------------	----------------

The following is a status report regarding the required 2008 - 2009 Title IX Annual Report submission of forms due into the KHSAA office by April 15, 2009. Appropriate KHSAA Audit Team personnel have reviewed these forms and the following is a summary of this review.

I. Checklist of Forms properly submitted in a satisfactory manner:

X	GE 19 (Annual Verification)	X	T-35 (Budget Expenses)
X	T-1 (Summary Program Chart 1)	X	T-36 (Budget Expenses)
X	T-2 (Summary Program Chart 2)	X	T-41 (Checklist – Overall Interscholastic Program)
X	T-3 (Summary Program Chart 3)	X	T-60 (Corrective Action Plan)
X	T-4 (Summary Program Chart 4)	NA	T-63 (Interscholastic Survey Results)

II. Status

A.	X	2008 – 2009 Forms are satisfactory and no further information or action is necessary at this time.
B.		Errors have been noted with respect to the following forms:
C.		The following forms were omitted and must be submitted by school representatives:
D.	X	<p>According to the 2008-2009 data, the school appears to be meeting the standards established in:</p> <p><input type="checkbox"/> Test 1 (Athletic participation is proportionate to enrollment)</p> <p><input type="checkbox"/> Test 2 (History and continuing practice of program expansion)</p> <p><input checked="" type="checkbox"/> Test 3 (Full and effective accommodation of interests and abilities)</p>
E.	X	<p>Other Recommendation and Comments: All calculations appear to be correct and the report is in good order. Because of steps taken to address the indicated interest in girls soccer, it appears that the standard established in Test 3 for provision of athletic opportunities is currently being met by the school. In the area of benefits, total athletic spending is currently outside acceptable parameters on both a percentage and per athlete basis. <u>This situation needs close monitoring by school officials to insure the imbalance does not continue over a two-year period.</u> Future Corrective Action plans should include all information requested on the T-60 form.</p>



KENTUCKY HIGH SCHOOL ATHLETIC ASSOCIATION
2008-2009 ANNUAL VERIFICATION OF TITLE IX PROCEDURES
 (To be submitted by April 15, 2009 along with other required forms)

KHSAA Form GE19
 F-Forms/GE19
 Rev. 12/08

APR 7 0 2009

The ALLEN COUNTY-SCOTTSVILLE High School, SCOTTSVILLE, Kentucky
 (Name of High School) (City)

certifies to the Kentucky High School Athletic Association that the following is an accurate and true representation of the facts surrounding compliance with 20 U.S.C. Sections 1681-1688, et. Seq. (also known as Title IX)

I certify the following provisions in accordance with records at the school contained in the permanent Title IX file, at least one copy of which must be maintained in the Principal's office, and to the best of my knowledge have completed the following tasks.

Established a gender equity committee at the high school. (List committee personnel and provide attachment if necessary)

Name	Address	Phone	Title
(Supt., Principal, Student, Parent, Coach, Etc.)			

Scheduled a minimum of three meetings during the 2008-2009 school year on the following dates:

NOV. 18 TH 2008
JAN. 26 TH 2009
APR. 2 2009

Designated the following person(s) as the Title IX coordinator for the school:


Name	Title	Address	Phone
Kerry Harwood	Athletic Director	1545 Bowling green Rd	270-622-4119

Designated the following person(s) as the Title IX coordinator for the district:


Name	Title	Address	Phone
Jim Brown	Dist. Coordinator	570 Oliver Street	270-618-3181

School personnel are continuing to make periodic reviews of the boys' and girls' athletics program reflected in the Corrective Action Plan.

In addition to the above information, the above referenced school maintains a complete permanent file relative to Title IX records including copies of the self-assessment audit, all corrective action plans, and other related materials.




 Principal's Signature



 Superintendent Signature

4-3 20 09

 Date



 School Board Chairpersons Signature

(Send original copy to KHSAA - Maintain duplicate in Title IX school folder)

ALLEN COUNTY-SCOTTSVILLE

GENDER EQUITY COMMITTEE 2008-2009

Jim Brown	2600 Layfayette Rd.	618-3181	Dist. Coord.
Kerry Harwood	717 Oliver street	237-5492	Ath. Director
Amy Cline	400 shagbark trace	237-3561	student
Colter Weaver	5 Taylor Lane	622-5104	Student
Brad Hood	106 Peterson Lane	618-5580	Football
Scott Stamper	876 Oliver	237-5631	golf coach
Mary Mihok	720 Oliver		Volleyball
Scott Shelton	566 Bluegrass	202-9300	Boys basketball
			b/g track
Brad Bonds	420 guy Brown Rd.	618-7989	girls basketball
Chelly Stamps	311 southwest Circle	239-5019	tennis
Rick Roberts	7980 Holland RD	622-7237	Softball Coach
			B/G Xc
Catherine Cornwell	Bowling Greed Rd		Swim Coach
Nick Shelton	518 East Old State RD	622-5826	volleyball
			Booster
Billy Turner	44 Dogwood Drive		F-ball
			Booster
Carl Cline	400 shagbark Trace	237-3516	Golf/swim
			Booster
Al Pedigo			Softball
			Booster
Jeff Rice	Dumont Hill Drive	237-5477	Girls b-ball
			Booster
Jonathan Carver	West Cherry Street		Boys basketball
			booster

2008-2009
ACCOMMODATION OF INTERESTS AND ABILITIES
SUMMARY PROGRAM CHART T-2

KHSAA
 Form T2
 Rev. 12/08

Participation Opportunities Test Two

			Column 1	Column 2	Column 3	Column 4	Column 5
Program			Number of Teams Currently Offered	Number of Participants	Number of Teams Added Since the beginning of the 2004-2005 School Year	Number of participants for the 2008-09 school year who are playing on teams added since the 2004-05 school year	Percent of Total Participation By Sex Added Since the beginning of the 2004-2005 School Year
GIRLS	Row 1	varsity:	8	106	0	0	
	Row 2	j.v.:	6	59	0	0	
	Row 3	frosh:	3	26	0	0	
	Row 4	total:	17	191	0	0	0
BOYS	Row 5	varsity:	8	129	0	0	
	Row 6	j.v.:	6	82	0	0	
	Row 7	frosh:	3	36	0	0	
	Row 8	total:	17	247	0	0	0

- 1) For Column 1, list the number of interscholastic teams offered for girls and boys at each competitive level (varsity, junior varsity, and freshman). For girls, total each of the entries in Rows 1, 2, and 3 into Row 4. For boys, total Rows 5, 6, and 7 into Row 8.
- 2) For Column 2, list the number of participants at each level. For girls, total each of the entries in Rows 1, 2, and 3 into Row 4. For boys, total Rows 5, 6, and 7 into Row 8. **Note:** The totals in Row 4 for girls and in Row 8 for boys must be the same as the totals in Form T-1, Column 3, Rows 1 and 2 respectively.
- 3) For Column 3, list the number of interscholastic teams that have been added in the last five years at each competitive level. Count each team added during the 5 year period only one time. e.g. Girl's junior varsity soccer was added 3 years ago, count the team only once, not 3 times. For girls, total the entries in Rows 1, 2, and 3 into Row 4. For boys, total Rows 5, 6, and 7 into Row 8.
- 4) For Column 4, list the number of participants that are **currently** on each level of the teams that were added in the last five years. If a team was added previously but no longer exists, there are no current participants to be added for that team. For girls, total the entries in Rows 1, 2, and 3 into Row 4. For boys, total Rows 5, 6, and 7 into Row 8.
- 5) For Column 5, calculate the percentage of participants that have been added in the last five years. For girls, take the number in Column 4, Row 4 and divide by the number in Column 2, Row 4. For boys, take the number in Column 4, Row 8 and divide it by the number in Column 2, Row 8.

Note: If the percentage of current participants added in the last five years is 25% or greater, compliance with Test Two may be possible. If less than 25%, then compliance with Test Three should be analyzed. **CAUTION:** 25% is not a formal compliance standard.

Principal's Signature: _____

Date: 4-3-09

2008-2009
ACCOMMODATION OF INTERESTS AND ABILITIES
SUMMARY PROGRAM CHART T-3

KHSAA
Form T3
Rev. 12/08

Participation Opportunities Test Three

FOR ANY QUESTION ANSWERED "YES" IDENTIFY THE RESPECTIVE SPORT(S).

	GIRLS (Yes / No)	BOYS (Yes / No)
1. For a sport <u>not</u> currently offered in your interscholastic athletics program, is there sufficient interest to form a viable interscholastic team based on participation on an <u>intramural team</u> .	NO	NO
2. For a sport <u>not</u> currently offered, is there sufficient interest, based on the responses to your most recent Student Interest Survey, to form a viable <u>interscholastic team</u> for a sport not currently offered. If yes, what sport?	YES GIRLS SOCCER	NO
3. For a sport currently offered at the junior varsity or freshman level is there sufficient interest, based on your most recent Student Interest Survey, to form a <u>varsity team</u> not currently offered?	NO	NO
4. For a sport currently offered at the varsity level only, is there sufficient interest, based on your most recent Student Interest Survey, to form a viable team for a <u>junior varsity or freshman team</u> that is not currently offered?	NO	NO
5. If you answered YES to question (1), (2), (3), or (4), are there enough high schools in the geographic area offering the sport (at the appropriate level) to allow for the development of a reasonable schedule of competition?	?	-

Plans to Address Interest: TWO meetings were held 7/17/08 and 10/13/08. #'s present at the first meeting was 7 students and 4 parents.

The 2nd meeting held was attended by 11 parents, 7 students, 2 from YMCA. Based the attendance of both meetings and lack of numbers and support, AC-SH does not at this time see the need to start a girls soccer program until more interest is created.

2008-2009
ACCOMMODATION OF INTERESTS AND ABILITIES
SUMMARY PROGRAM CHART T-3

KHSAA
 Form T3
 Rev. 12/08

Participation Opportunities Test Three

FOR ANY QUESTION ANSWERED "YES" IDENTIFY THE RESPECTIVE SPORT(S).

	GIRLS (Yes / No)		BOYS (Yes / No)
1. For a sport <u>not</u> currently offered in your interscholastic athletics program, is there sufficient interest to form a viable interscholastic team based on participation on an <u>intramural team</u> .	NO		NO
2. For a sport <u>not</u> currently offered, is there sufficient interest, based on the responses to your most recent Student Interest Survey, to form a viable <u>interscholastic team</u> for a sport not currently offered. If yes, what sport?	NO		NO
3. For a sport currently offered at the junior varsity or freshman level is there sufficient interest, based on your most recent Student Interest Survey, to form a <u>varsity team</u> not currently offered?	NO		NO
4. For a sport currently offered at the varsity level only, is there sufficient interest, based on your most recent Student Interest Survey, to form a viable team for a <u>junior varsity or freshman team</u> that is not currently offered?	NO		NO
5. If you answered YES to question (1), (2), (3), or (4), are there enough high schools in the geographic area offering the sport (at the appropriate level) to allow for the development of a reasonable schedule of competition?	-		-

Plans to Address Interest:

Principal's Signature :  Date: 4-3-09

**2008-2009
ACTUAL EXPENDITURES - PROGRAM COMPARISON CHART 1
TO INCLUDE BOOSTER CLUB FUNDING**

	equipment and supplies		travel		awards		coaches' salaries (to include supplemental and extended employment; dollar amount required)	facilities improvements		publications (if sport-specific)	
	School	Booster	School	Booster	School	Booster		School	Booster	School	Booster
G basketball	4332.40	7637.45	4256.93	3735.55	279.00	1900.00	15065	1540.00		1738.00	
B basketball	7169.70	7924.14	11371.09	6216.17	184.00	1998.00	15065	1540.00		1737.00	
G softball	2935.60	43648.00	2563.21	2207.07	119.48	1509.10	5325	2827.00		1842.00	
B baseball	3873.35	8463.00	2464.32	7544.18	-	650.00	5325	1624.00		-	
G cross country	-	-	767.89	-	-	-	1086	-		-	
B cross country	-	-	767.89	-	-	-	1086	-		-	
G golf	413.60	742.00	372.13	62.50	189.60	202.24	911	-		-	
B golf	413.60	742.00	372.13	62.50	189.60	202.24	911	-		-	
G soccer	NA										
B soccer	NA										
G swimming	339.45	433.00	685.99	-	-	144.00	856	-		-	
B swimming	339.45	433.00	685.99	-	-	144.00	856	-		-	
Total expenditures on T-25 and T-26 on the 2008-2009 year report due by April 15, 2009, should reflect the total monies spent (rounded off to nearest dollar) for the entire school year of 2007-2008 ending June 30, 2008.	339.45	433.00	685.98	-	-	144.001	856	-	-	-	

2. Booster Club Funding/Contributions must be included in the above expenditures total. (Note: It is illegal for coaches to be paid by Booster Clubs - Reference KHSAA Bylaw 27)

Principal's Signature: 

Date: 4-3-09

**2008-2009
ACTUAL EXPENDITURES - PROGRAM COMPARISON CHART 2
TO INCLUDE BOOSTER CLUB FUNDING**

	equipment and supplies		travel		awards		coaches' salaries (to include supplemental and extended employment; dollar amount required)		facilities improvements		publications (if sport-specific)	
	Expenditures		Expenditures		Expenditures		Expenditures		Expenditures		Expenditures	
	School	Booster	School	Booster	School	Booster	School	Booster	School	Booster	School	Booster
G track	145.00	-	368.09	-	-	-	-	-	-	-	-	-
B track	145.00	-	368.09	-	-	-	-	-	-	-	-	-
G tennis	1373.30	-	446.59	-	-	-	911	-	-	-	-	-
B tennis	1373.30	-	446.59	-	-	-	911	-	-	-	-	-
G volleyball	768.00	1379.51	1934.17	1300.00	937.83	1360.72	4172	3130.00	0	-	-	-
B wrestling	NA	-	-	-	-	-	-	-	-	-	-	-
G (list sport)	NA	-	-	-	-	-	-	-	-	-	-	-
B football	24995.70	39306	7183.01	7502.86	-	1593.00	34923	-	-	-	-	3072
G (list sport)	-	-	-	-	-	-	-	-	-	-	-	-
B (list sport)	-	-	-	-	-	-	-	-	-	-	-	-

1. Total expenditures on T-35 and T-36 on the 2008-2009 year report due by April 15, 2009, should reflect the total monies spent (rounded off to nearest dollar) for the entire school year of 2007-2008 ending June 30, 2008.

2. Booster Club Funding/Contributions must be included in the above expenditures totals. indicate percentage of total expenditures for each gender: (if disparities are obvious, list on your Corrective Action Plan (T-60) what action you will take to correct the problem).

Gender	Expenditures	Percentage
Boys	\$ 211,788.00	62
Girls	\$ 129,980	38

Date: 4-3-09

Principal's Signature: *[Signature]*

Total: \$ 341,768.00

100%

Principal's Signature:



Date:

4-3-07

SCHOOL NAME
ALLEN COUNTY-SCOTTSDALE

2008-2009
TITLE IX

CORRECTIVE ACTION PLAN

DIRECTIONS:

1. For Column 1, indicate the intended area (Opportunities or Benefits) which needs corrective action in order to achieve gender equity. For Column 2, write the suggested change or activities that will correct the area in need of alteration. For Column 3, include the estimated completion date for the changes or activities.
2. It is possible to attain compliance with Title IX and no longer need "corrective" action. However, the KHSAA strongly encourages compliant schools to identify items for improvement (Column 1), activities to accomplish the improvement (Column 2) and a timetable for completion (Column 3) that will strengthen the athletic program.
3. You may copy this form as needed. Please attach corrective action plans along with audit forms and submit by April 15, 2009.

COLUMN 1 ITEM FOR CORRECTION/ IMPROVEMENT	COLUMN 2 SUGGESTED CHANGE/ ACTIVITIES	COLUMN 3 SCHOOL YEAR, COMPLETION DATE OF CORRECTION FOR PROJECT
\$5000.00 WAS SPENT FROM FOOTBALL FOR WEIGHT ROOM EQUIPT. THAT WHICH THE ENTIRE SCHOOL BENEFITS.		

Principal's Signature: *[Signature]*

Date: 4-3-09



**KHSAA TITLE IX RE-VISIT
VERIFICATION OF FORMS
2008-2009 SCHOOL YEAR**

KHSAA
Form T50
Rev. 08/08
Page 1 of 2

The

Allen County-Scottsville High High School
--

,

Scottsville City

, Kentucky

certifies to the KHSAA that the following is an accurate and true representation of the facts surrounding compliance with 20 V.S.C. Sections 1681-1688, it. Seq. (also known as Title IX).

The following persons are to be identified:

School District Title IX Coordinator:

Name	Jim Brown
Professional Title	District Title IX Coordinator
Phone Number	(270) 618-3181
Address	570 Oliver Street

School Title IX Coordinator:

Name	Kerry Harwood
Professional Title	Athletic Director
Phone Number	(270) 622-4119
Address	1545 Bowling Green Road

The following *signatures* verify the authenticity of the documents included:

	SIGNATURE	DATE
Principal		4-3-09
School Title IX Coordinator		4-3-09
Superintendent		4-3-09
District Title IX Coordinator		4-3-09
School Board Chairperson		4-3-09